

## Annual Report to the MOBAC Administrative Council

**Fiscal Year:** 2018

**Committee:** MOBAC Interlibrary Loan Committee

**Committee Member & Chair:** Irma Fink (NPS)

**Active Committee Members:** Rachel Becerra (GAV), Rebecca Bergeon (CSUMB), Solomon Blaylock (MIIS), Jean Chapin (HML), Claire Conklin (CAB), Sandy Eklund (SBE), Irma Fink (NPS), Graham McGrew (SCZ), Ray Melendez (MCO), Mezairah Niduaza (HCL), Susan Renison (WAT), Gladys V. Samayoa (MPC), Kelsey Shapiro (UCSC), Donna Teresa (MPC)

**Date:** July 10, 2018

### 1. What did your committee accomplish during the last year?

- We held four (4) meetings throughout the fiscal year: July 11, 2017, October 10, 2017, January 9, 2018, April 10, 2018
- July 2017: we reviewed and updated the committee roster; drafted the 2017 Annual Report (presented to Council in September 2017); discussed the article "*Rethinking Resource Sharing STAR*" which included a questionnaire about service and presented some great ideas about improving ILL service. "*How Your Library Can Become A Star!*" from ALA RUSA STARS  
Article: <http://tandfonline.com/doi/full/10.1080/1072303X.2016.1254703>  
Survey: [http://rethinkingresourcesharing.org/wp-content/uploads/2012/10/Version\\_2\\_RUSA\\_STARS\\_Rethinking\\_Resource\\_Sharing\\_STAR\\_Checklist.pdf](http://rethinkingresourcesharing.org/wp-content/uploads/2012/10/Version_2_RUSA_STARS_Rethinking_Resource_Sharing_STAR_Checklist.pdf)
- October 2017: we welcomed new members to the Committee – Solomon Blaylock (MIIS), Mezairah Niduaza (HCL) and Donna Teresa (MPC). We voted to continue with the quarterly meeting schedule – 2<sup>nd</sup> Tuesdays in July, October, January and April and to extend meeting times to 1:00 pm – 3:30 pm (formerly 3:00 pm). OCLC Tipasa was discussed with plans to monitor progress of this OCLC product <https://www.oclc.org/en/tipasa.html>
- January 2018: we viewed examples of ILL promotional videos that included "*Interlibrary Loan in Less Than One Minute*" created by Solomon Blaylock (MIIS) when he was with the University of Rochester <https://www.youtube.com/watch?v=YdqtwJYVwno>
- April 2018: we welcomed new member Gladys V. Samayoa (MPC); two members attended via ZOOM and we have asked the Technology Committee to include us in their request for additional microphones to support this system; we discussed "*A Manifesto for Rethinking*

*Resource Sharing*" <http://rethinkingresourcesharing.org/manifesto/> which includes information about ebook ILL rights. VIVA – the Virtual Library of Virginia – has created best practices and guidelines <http://www.vivalib.org/interlibraryloan/illresources.html> ; information was shared about the Organizational Equity Walkthrough Evaluation Tool (from a MOBAC Reference Committee workshop “Beyond the Reference Desk: Micro-activism in the Library” held January 23, 2018, HCL)

- The Committee Chair and/or a committee member attended and reported at all MOBAC Administrative Council meetings.
- We continued to add and update information posted to our **MOBAC ILL Guidelines** webpage <http://www.mobac.org/committees/interlibrary-loan-committee/mobac-ill-guidelines-2/> ; we updated our calendar of activities <http://www.mobac.org/committees/interlibrary-loan-committee/ill-committee-documents/ill-committee-meeting-calendar/> ; we updated our roster/contact list <http://www.mobac.org/committees/interlibrary-loan-committee/>
- Problem Sharing and Solving continue to be a component of each meeting as well as notices of upcoming ILL-related workshops and conferences.

## 2. **What activities, workshops, etc. are you planning for the coming year?**

- We will continue to explore ILL tools that facilitate the sharing of electronic resources and e-books.
- We will continue to monitor and update our webpage and the **MOBAC ILL Guidelines** as needed, adding useful links and ILL “best practice” tips.
- We will reach out to members unable to regularly attend meetings to solicit input for the meetings. We will continue to encourage meeting participation via ZOOM.
- We will reach out to library directors to encourage participation in resource sharing among all MOBAC members.
- We will continue to monitor ILL-relevant webinars and workshops and may ask to host a workshop in the coming year.

## 3. **Are there any obstacles/issues/challenges you wish to convey?**

Obstacles and challenges include:

- MOBAC member library staff and library patrons are unable to see accurate library holdings through WorldCat due to libraries not having updated their OCLC records. Additional layers

of searching (searching a specific library's catalog rather than WorldCat) are required for library staff and patrons to see the holdings of all member libraries.

- Some MOBAC members no longer maintain their holdings in OCLC. This also contributes to inaccurate records and creates additional work for ILL and other staff. The inability to find items becomes a barrier to local resource sharing.
- Due to strict licensing that limits the sharing of digital content, including e-books and ejournals, resource sharing has become more challenging as libraries move away from print to electronic content.

We request that Council encourage full participation of MOBAC member libraries in resource sharing.

We request that Council encourage full participation of member libraries' designated ILL Committee representatives at quarterly ILL Committee meetings.

**Annual Reports** are posted to our Committee website:

<http://www.mobac.org/committees/interlibrary-loan-committee/ill-committee-documents/ill-committee-annual-reports/>

## Annual Statistics – FY 2018 (July 1, 2017 – June 30, 2018)

The following statistics represent the Borrowing and Lending processes for both Within System (WIS) and Out of System (OOS) ILL for Loans (returnable materials) and Copies (articles and other non-returnable materials). These statistics represent ILL transactions processed through OCLC and do not reflect ILL transactions performed using other sources. Per OCLC, only requests that have an OCLC ILL record number as part of the request are counted.

### ILL Borrowing:

Although ILL Borrowing overall continues to experience a downward trend with FY 2018 showing an 8% decrease over FY 2017, several member libraries showed increased rates of borrowing for FY 2018 (DLI, MIIS, SCZ, WAT).

### ILL Lending:

After an upward trend in FY 2015 and FY 2016, FY 2017 showed a 4% decrease over FY 2016 and FY 2018 showed a decrease of less than 1% over FY 2017. Several member libraries showed increased rates of lending for FY 2018 (DLI, GAV, HCL, HML, MCO, SBE, UCSC, WAT).

The two (2) tables below represent the percent of Within System Borrowing .vs All Borrowing (Within and Out of System) for Loans and Copies ([blue table](#)) AND Within System Lending .vs All Lending (Within and Out of System) for Loans and Copies ([green table](#)) by MOBAC member library for FY 2018. (*Note: N/A indicates no data reported.*)

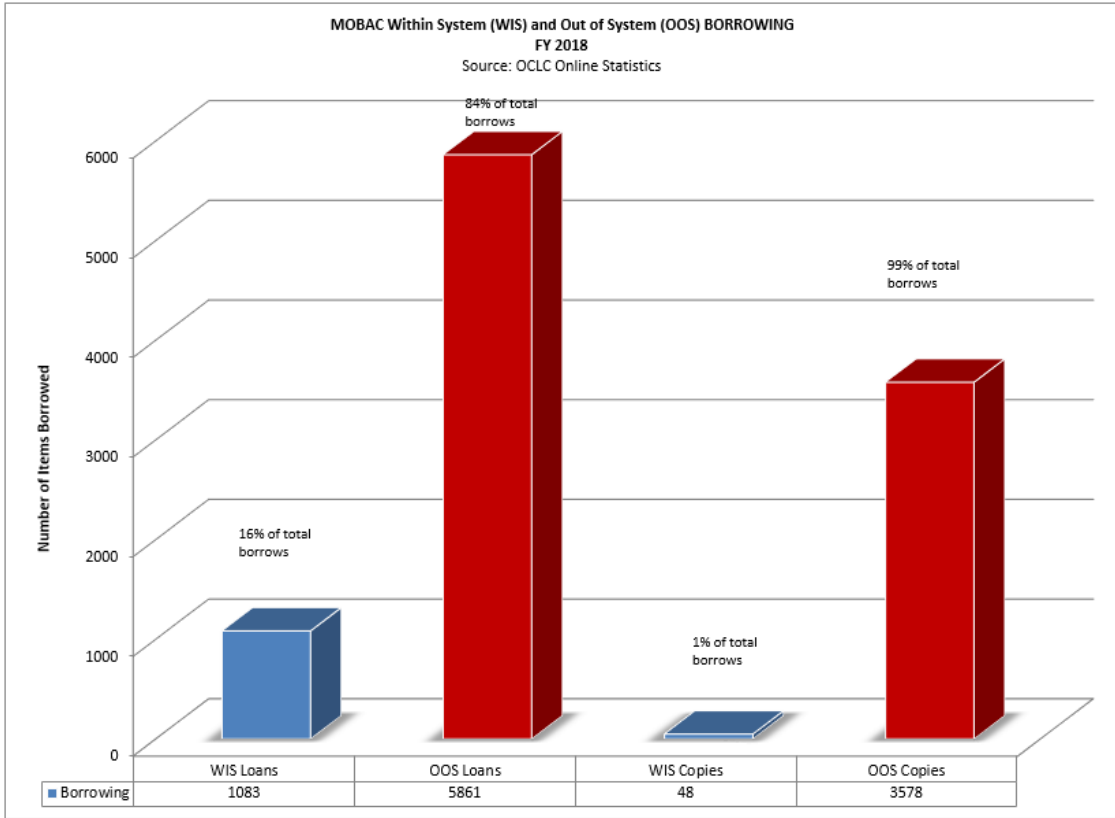
A sampling of charts for both Borrowing and Lending processes are shown below. Additional data for this FY and prior years can be viewed at our [Annual Statistics](#) website.

MOBAC MEMBER LIBRARY	% of WITHIN SYSTEM BORROWING .VS ALL BORROWING LOANS – FY 2018	MOBAC MEMBER LIBRARY	% of WITHIN SYSTEM BORROWING .VS ALL BORROWING COPIES – FY 2018
CAB	18%	CAB	11%
CSUMB	6%	CSUMB	1%
DLI	8%	DLI	3%
GAV	33%	GAV	N/A
HCL	23%	HCL	100%
HML	28%	HML	20%
MCO	9%	MCO	0%
MIIS	26%	MIIS	18%
MPC	19%	MPC	12%
MPL	NON-PARTICIPANT	MPL	NON-PARTICIPANT
NPS	14%	NPS	0%
PGR	NON-PARTICIPANT	PGR	NON-PARTICIPANT
SAL	NON-PARTICIPANT	SAL	NON-PARTICIPANT
SBE	72%	SBE	N/A
SCZ	10%	SCZ	0%
SJB	NON-PARTICIPANT	SJB	NON-PARTICIPANT
UCSC	4%	UCSC	0%
WAT	33%	WAT	N/A

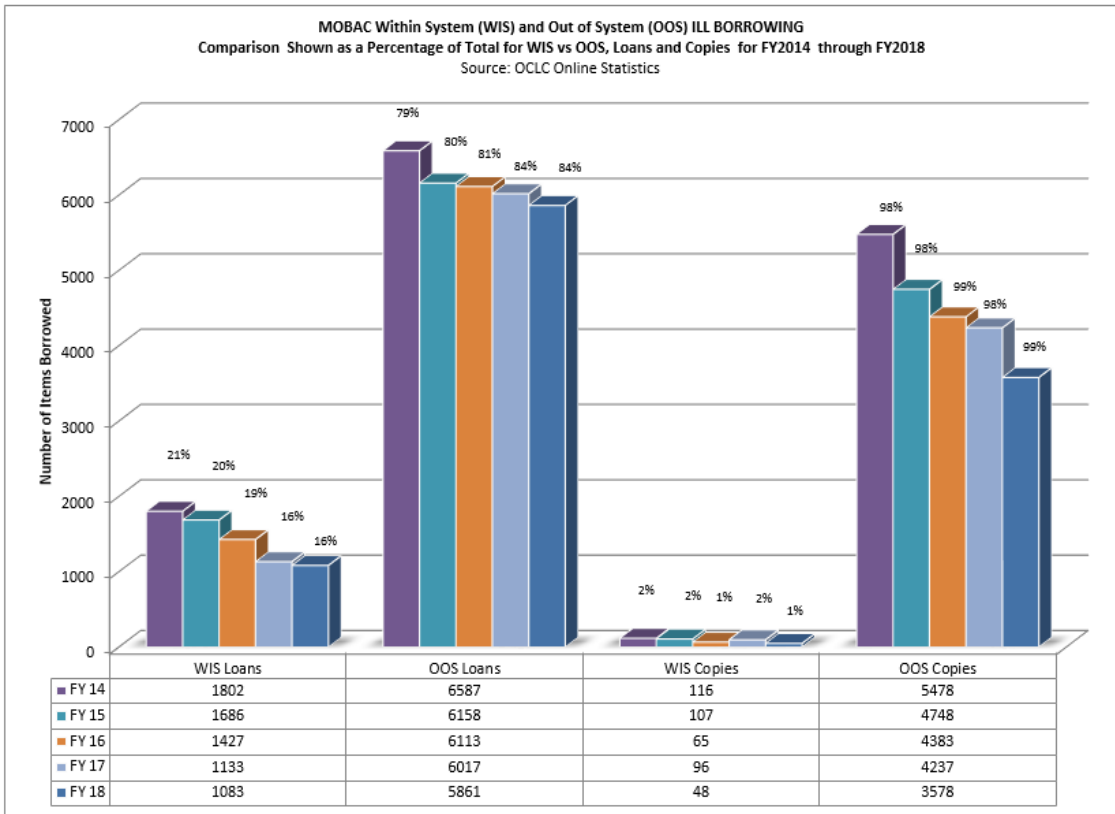
MOBAC MEMBER LIBRARY	% of WITHIN SYSTEM LENDING .VS ALL LENDING LOANS – FY 2018	MOBAC MEMBER LIBRARY	% of WITHIN SYSTEM LENDING .VS ALL LENDING COPIES – FY 2018
CAB	83%	CAB	N/A
CSUMB	10%	CSUMB	2%
DLI	2%	DLI	0%
GAV	16%	GAV	N/A
HCL	44%	HCL	N/A
HML	35%	HML	0%
MCO	15%	MCO	0%
MIIS	54%	MIIS	5%
MPC	29%	MPC	0%
MPL	NON-PARTICIPANT	MPL	NON-PARTICIPANT
NPS	4%	NPS	1%
PGR	NON-PARTICIPANT	PGR	NON-PARTICIPANT
SAL	NON-PARTICIPANT	SAL	NON-PARTICIPANT
SBE	74%	SBE	N/A
SCZ	9%	SCZ	N/A
SJB	NON-PARTICIPANT	SJB	NON-PARTICIPANT
UCSC	8%	UCSC	2%
WAT	13%	WAT	N/A

## Borrowing Charts

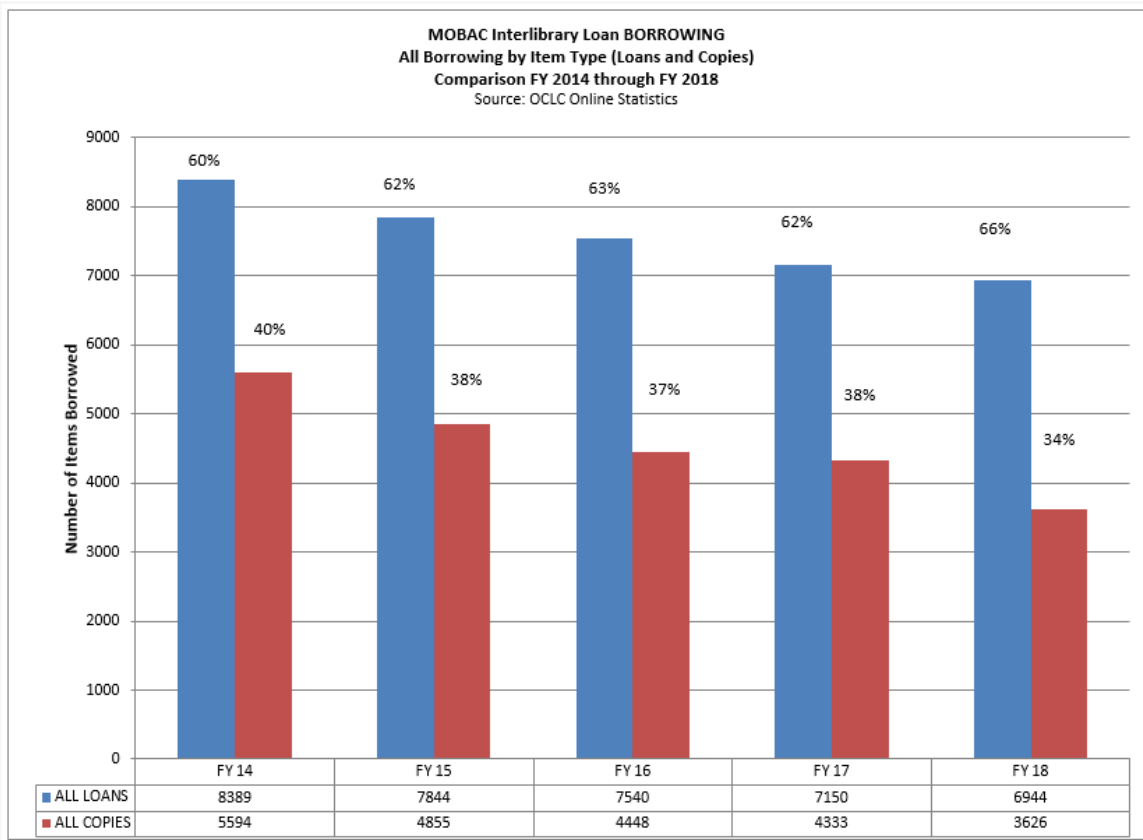
**Chart 1**



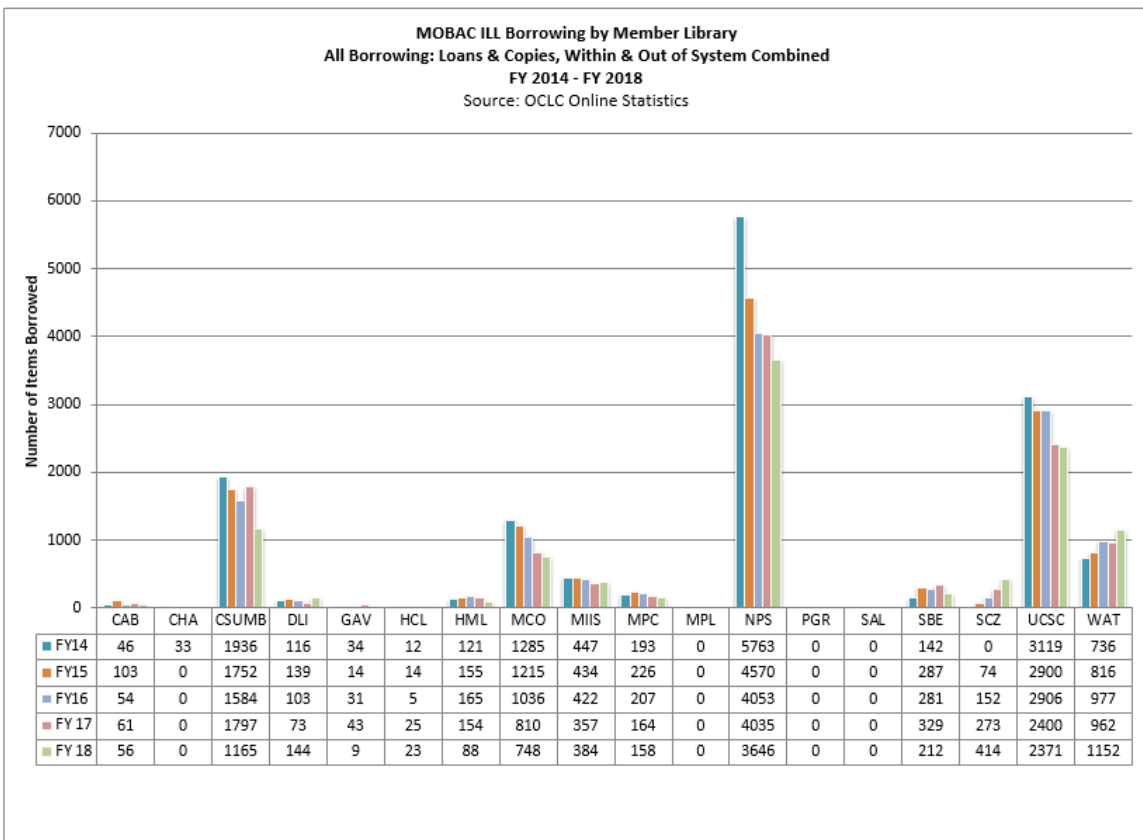
**Chart 2**



**Chart 3**



**Chart 4**



## Lending Charts

Chart 5

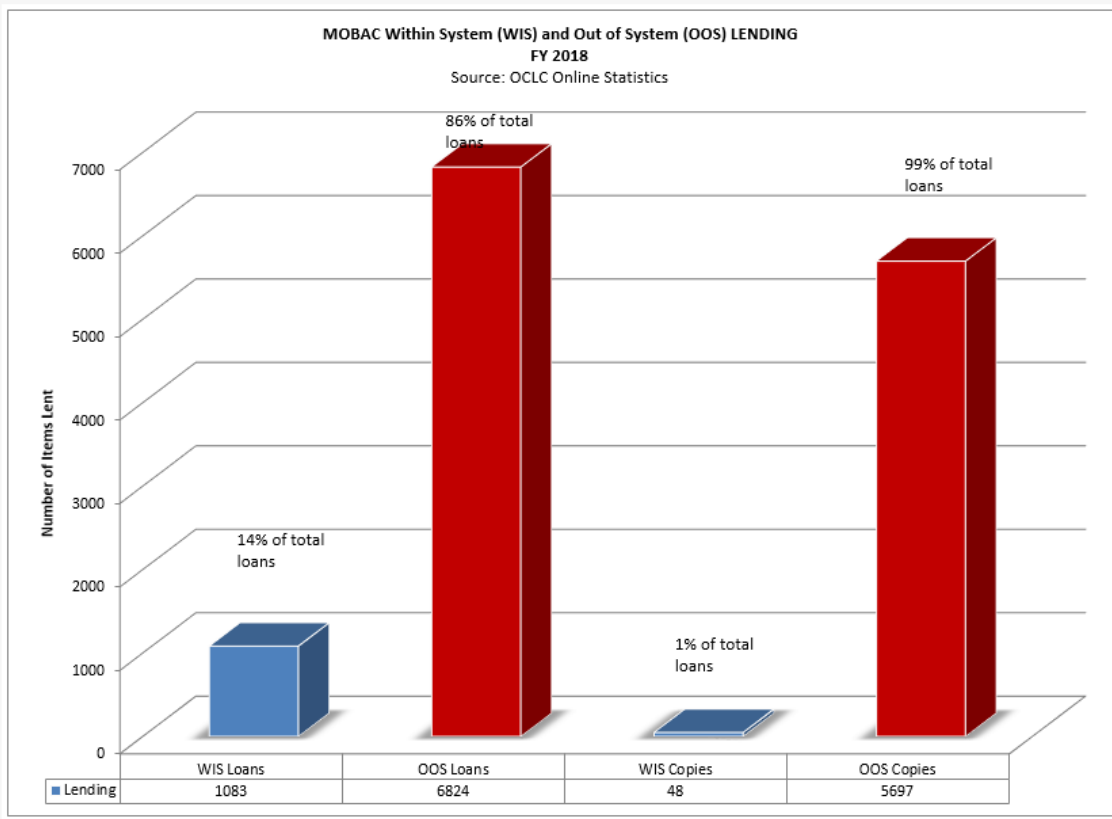


Chart 6

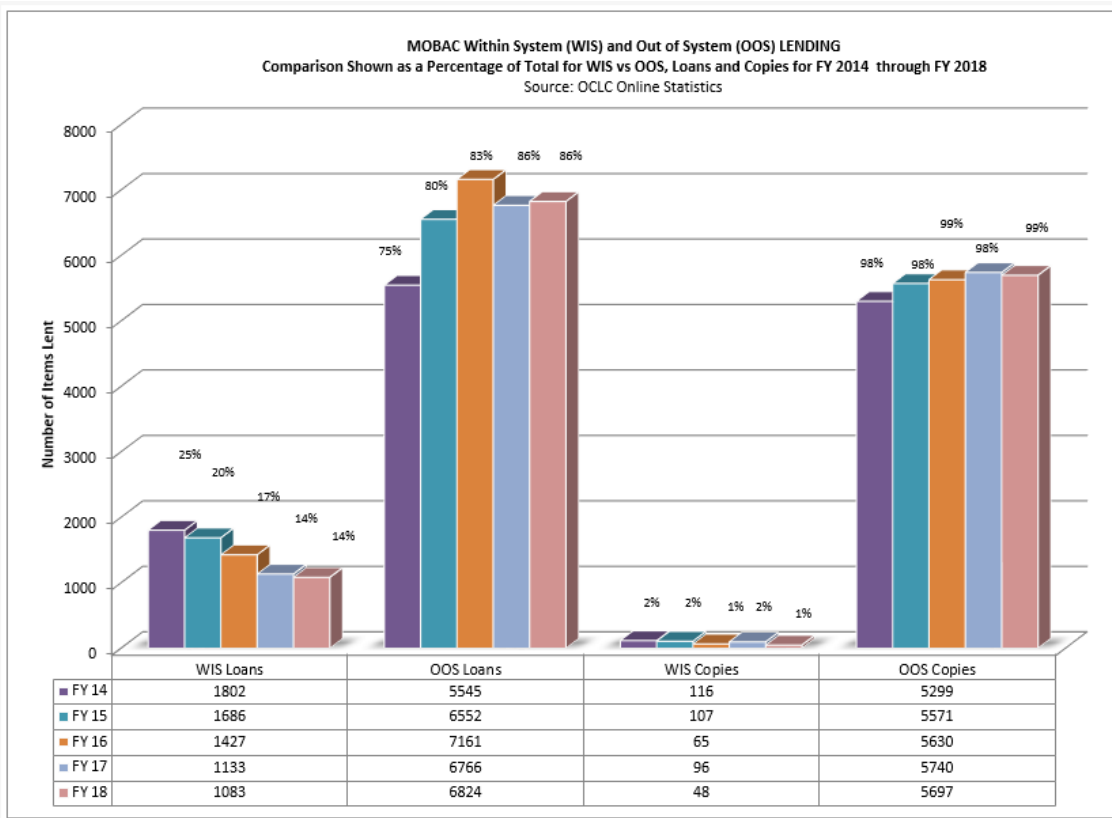




Chart 7

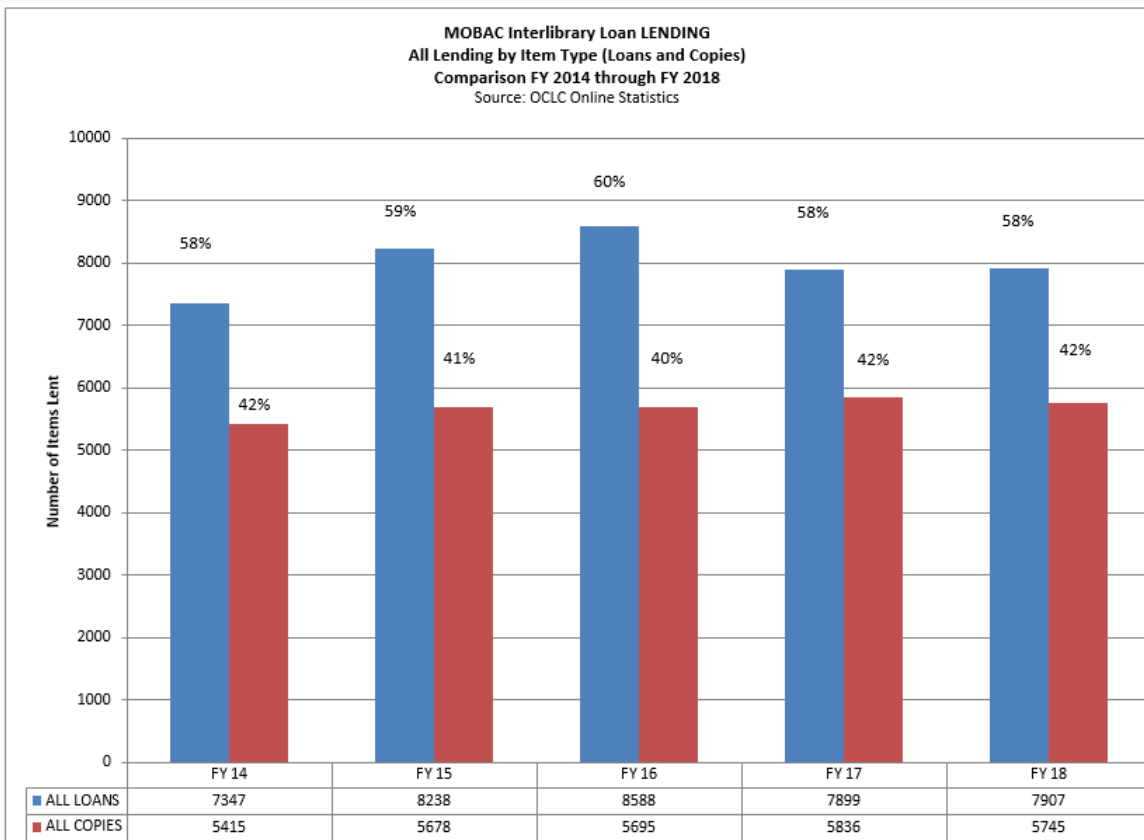


Chart 8

